

**THE
ATKINSON**

theatkinson.co.uk
01704 533 333

Sefton Council 

The
Atkinson
Lord Street
Southport
PR8 1DB

Technical Information Pack

Venue Contacts

Marie Kenny <i>Programme Enquiries</i>	Programme Manager marie.kenny@sefton.gov.uk
Charlotte Buckingham <i>Marketing Enquiries</i>	Marketing Manager charlotte.buckingham@sefton.gov.uk +44 (0) 151 934 2799
Venue Hire <i>Booking Enquiries</i>	venuehire@theatkinson.co.uk
James Donnelly <i>Technical Enquiries</i>	Senior Technician James.donnelly@sefton.gov.uk AtkinsonTechnical@sefton.gov.uk +44 (0) 151 934 2753

Last Updated – September 2025

Table of Contents

Venue Contacts	2
Introduction	5
The Performance Spaces	5
Theatre	5
Studio	5
Performance Space Images	6
Theatre	6
Studio	6
Performance Space Specifications	7
Theatre - General Information	7
Theatre - Lighting	8
Theatre – Standard Lighting Rig	10
Theatre – Lighting Pre-Rig	10
Theatre - Sound	11
Theatre - Stage Management & Communications	14
Theatre - Masking Stock	14
Theatre - Surround Sound Systems	15
Theatre - Fly Bar Layout	16
Theatre - Ground Plan	17
Studio - General Information	18
Studio - Lighting Stock	19
Studio - Sound Stock	20
Studio - Stage Management & Communications	22
Studio - Masking Stock	22
	23

Floating Stock	24
Other Production Requirements	27
Public Liability Insurance	27
Children's Performance Licensing	27
Animal Performance License	27
Risk Assessments & CDM Regulations 2015	27
Smoking On Stage	28
Theatrical Smoke, Haze & Pyrotechnic Effects	28
Rosin & Tap Shoes	28
Scenery & Set	28
Backstage Accommodation	29
Dressing Rooms	29
Accessibility	29
Green Room	29
Laundry Facilities	29
Additional Charges	30
How To Find Us	32
By Road	32
By Train	32
Local Hire Companies	33

Introduction

The Atkinson is Sefton Council's flagship arts and cultural venue. As a key transformational project to enhancing Southport's offer of 'England's Classic Resort', the £17 million development involves the integration of four Arts & Cultural managed venues, Southport Arts Centre, the Atkinson Art Gallery, Botanic Gardens Museum, and the Southport Library, into one regional cultural centre.

Set in a Grade II listed building in the centre of Lord Street, The Atkinson acts as a focal point for the town centre and will add to the food and beverage offer and the Lord Street retail offer to make a complete cultural visitor experience for the town.

The Atkinson delivers high quality arts and cultural entertainment from dance and drama to fine art and music, whilst supporting community art groups with their development and performances.

The Performance Spaces

Theatre


The stage is a traditional proscenium arch design. Full stage depth is 10m. The stage wall to wall measurement is 13m. The proscenium arch height is 7m with an overall opening width of 10m. The stage is 610mm (about 2 ft) above the auditorium floor level.

Studio

This is an open stage venue, although with provision for a soft proscenium as and when required. Full stage depth is 5m. The stage wall to wall measurement is 14.6m. The soft proscenium arch height is 5m with an overall opening width of around 9m. The stage is 650mm (about 2.13 ft) above the auditorium floor level.

Performance Space Images

Theatre



Studio



Performance Space Specifications

Performance Space Specifications are subject to change, so contact the venue before your visit to confirm current specs.

Theatre - General Information

The Theatre stage is covered with Oil Tempered Hardboard. All set must be free-standing and where necessary weighted with stage weights (we have a limited number in stock). Floor cloths and cables must be taped with LeMark Matt ProGaff (black)

The grid is split height due to the architecture of the building

Lower Grid Height (Bars 1 & 2) - 8.2m

Upper Grid Height (Bars 3 and above) - 9.4m

Bars 2, 4, 7, 10, 14, 17, 20 & 24 are flown on a powered winch system. These are reserved for Lighting & Masking Purposes (UDL 500Kgs).

All other bars are 4-Line Hemp and are available for additional masking & set requirements (UDL ~~75 Kgs~~ 40Kgs*). Please note that due to the low grid height and the height of the proscenium opening, **live flying during a performance is not possible.**

The Grid is of cable-net construction so has limited dead-hanging points. If you intend to dead hang set, please get in contact with us to discuss your requirements prior to arrival.

Get in is via lift through the Scene Dock located on the Ground Floor of the building.

Access to the scene dock is via the Lord Street entrance. Lift Dimensions

Length - 2.8m

Width - 1.8m

Height - 5.3m

Get In Door Height - 3m

Get In Door Width - 1.1m


Please note that no one can ride in the lift at any time, all equipment must stand of its own free will and must not need support.

FOH Lighting is positioned across 2 bridges (2 rows of 3) in the theatre roof space. All fixtures are fully accessible for rigging and focusing.

Access to the bars for focusing is gained via Genie GS-1932 Scissor Lift. Access routes must be maintained around the set for lighting focusing.

The back wall of the theatre stage is painted white and can be used as a cyclorama.

16, 32, 64 & 125a 3 Phase Power is available USL. 16a & 32a single phase power is available at various locations around the stage.

It is highly recommended that wireless devices on the 2.4ghz broadband frequency such as wireless microphones and IEM monitor packs are not suitable in this venue. Due to potential interference with venue equipment. **Please use with caution.** 

Theatre - Lighting

Control & Dimming	
Qty	Fixture
1	ETC Gio@5 2048 Channel Lighting Desk with 1 x 20 Fader wing & Dual Touch Screens
6	DMX Buffer
153	ETC Sensor+ 3Kw Dimming Channels
33	ETC Sensor+ 3Kw Non-Dimming Channels
33	Local Switched 16a Hot Power

The Theatre space operates 8 DMX universes. Universes 1-8 are via sACN over Ethernet and 5 pin DMX (DMX is only available at the FOH position), please contact the Technical Office to discuss your requirements.

The IP address for touring consoles is in the range:

Address Range: 10.101.50.100 – 10.101.50.254
Subnet Mask: 255.255.0.0
Default Gateway: 10.101.255.254

Universe 1. Control of Dimmers, House Lights, Auditorium fixtures, and Independents. Access to this Universe is via sACN.

Universe 2. This universe is reserved for intelligent lighting on the LX bars and is fed from a DMX buffer located in the dimmer rack room. Access to this Universe is via sACN.

Universe 3. This universe is reserved for intelligent lighting on the LX bars and is fed from a DMX buffer located in the dimmer rack room. Access to this Universe is via sACN.

Universe 4. This universe is reserved for intelligent lighting at stage level and is fed from a DMX buffer located in the dimmer rack room. Access to this Universe is via sACN.

Universe 5. This universe is spare. Access to this Universe is via sACN.

Universe 6. This universe is spare. Access to this Universe is via sACN..

Universe 7. This universe is spare. Access to this Universe is via sACN..

Universe 8. This universe is spare. Access to this Universe is via sACN..

If copper DMX512 access is required, please contact the Technical Office prior to your arrival

Theatre Floating Lighting Stock		
Qty	Fixture	Power Draw
16	ETC PAR-EA	750w
12	Selecon Rama Fresnel	1200w
6	ETC Source 4 Zoom (15-30)	750w
6	ETC Source 4 Zoom (25-50)	750w
2	ETC Source4WRD Colour II Zoom (15-30)	143w
2	ETC Source4WRDII Colour II Zoom (25-50)	143w
2	ADJ 18P Hex LED Par (RGBAL+UV)	216w
4	Showtec ACT Flood 200 (RGBAL)	205w
4	Showtec Sunstrip Active	500w
6	PAR 16 Birdies	50w

All fixtures come with colour frames, standard hook clamps and safety bonds. Floor stands & booms are available upon request. All Fixtures are subject to availability

Theatre House Rig Stock		
Qty	Fixture	Power Draw
21	ETC Source4WRD Colour II Zoom (15-30)	143w
6	ETC Source4WRDII Colour II Zoom (25-50)	143w
16	Elumen8 Kudos 350ZS LED Moving Wash	350w
19	Elumen8 Virtuoso 2000 LED Fresnel	220w
2	Robert Juliat Topaze Compact Follow Spot	1200w
8	LEDJ Pixelstorm 6 TRI Batten	30w
8	Showtec ACT Flood 200 RGBAL	205w
4	Showtec Sunstrip Active	500w
4	LEDJ Slimline 7Q5	34w
4	LEDJ Alu Tri PAR 64	80w

We have a limited stock various Lee & Rosco gel. Please contact us in advance of your arrival to confirm colour requirements. Various generic "B" size gobos are also in stock.

Theatre – Standard Lighting Rig

Theatre Lighting Rig Overview

The Theatre is equipped with a versatile and professionally designed standard ‘house’ lighting rig, tailored to accommodate a wide range of performances including theatre, music, and dance. This rig has been carefully developed based on years of experience with standard lighting setups, with the goal of minimising the need for reconfiguration and streamlining show preparation.

The entire rig is LED-based, offering exceptional colour coverage and precise focus across both the stage and auditorium. This modern setup enhances efficiency and flexibility during production.

Front of House (FOH) Lighting

- A comprehensive **3-point FOH wash** is available from **Bay 2**, located centrally in the auditorium roof. This provides full front-stage illumination up to the mid-stage area.
- **Bay 3** houses **nine additional profile fixtures**, which can be used as specials or as an alternative wash for varied lighting effects.

Auditorium Lighting Features

- The auditorium is equipped with **RGB tab warmers** and **LED batons**, enhancing ambient and accent lighting.
- **Profile fixtures** are installed at the **circle and proscenium perches**, complemented by **Fresnels** on either side of the proscenium for balanced coverage.

Stage Lighting

- **LX1** provides robust front lighting across three key points of the downstage area, supported by **four moving wash heads** for dynamic effects.
- **Top and back lighting** are evenly distributed across the stage, reinforced by **12 additional moving head washes** for depth and texture.
- **Side lighting** is available at the ends of **LX1, LX4, and LX7**, ensuring full lateral coverage across the entire stage.
- **Four wheelable lighting booms** are also available, each fitted with **two RGBAW floods** with barn doors, offering excellent side lighting options and control.

Available Rigging Space

- **Bars 3, 6, and 8** are currently unoccupied and available for custom fixture placement or additional lighting needs.

ETC Patch files are available upon request from AtkinsonTechnical@sefton.gov.uk

Theatre – Lighting Pre-Rig and Reset

Lighting pre-rigs and resets are charged at £50 per hour + VAT each (subject to contract and availability). Please see the Section “Additional Charges” for more information. If you require a pre rig please contact the technical office.

Theatre - Sound

Mixing & Playback	
Qty	Equipment
1	Yamaha CL3 64 Channel Digital Mixing Desk
1	Yamaha Rio3224-D2 32/16 Digital Stagebox
1	Yamaha Rio1608-D2 16/8 Digital Stagebox
1	Yamaha Tio1608-D2 Digital Stagebox (Rack installed at FOH Control Position)
1	Apple Mac Mini with Q-Lab5 and Dante DVS (64ch)

Sound Reinforcement & DSP		
Qty	Equipment	Notes
2	EM Acoustics MSE-156	Pros L & R
2	EM Acoustics MSE-156	Delay L & R
4	EM Acoustics EMS-118	Sub L & R
4	EAW JF-50 Front Fills	Front Fill
1	Yamaha DME-24N Digital Signal Processor	
3	Martin LE-400 Monitor Wedge*+	
11	EM Acoustics M12 Monitor Wedge*+	
4	Kling and Freitag E90 MK2*	Side Fill

***NOT DSP CONTROLLED, please speak to the tech team to arrange use if required.
+ Shared with Theatre Stock**

- 24 stage sends are provided between FOH control position and stage via three VDM multicore points located down stage left.
- 16 stage sends are provided between FOH control position and are presented on a stage box in the down-stage right wing.
- Eight (8) returns are provided for monitor mixes (via Amp Room) with an additional Four (4) available at stage level.
- Please note, we can only provide a maximum of twelve (12) monitor mixes on stage. More can be arranged with prior notice.
- 4 x Cat 5E cable runs are provided between FOH control position and the down stage right wing.

- Please note that due to the construction of the auditorium we are unable to accommodate company provided multicores between FOH control and stage.
- 4 flown stage foldback speakers are provided as a Stereo return covering both up and down stage areas.
- The Theatre Venue runs all sound systems over a Dante network. Points can be taken from any labeled network point on stage / gallery. For more information speak to the technical office.

Radio Microphones	
Qty	Equipment
8	Sennheiser EW 100 G3 Receivers (Channel 38 License)
2	Sennheiser ASA RF distribution with Omni-directional paddles
6	Sennheiser EW100 G3 / EW135 G3 GB Handheld Radio Microphone
3	Sennheiser EW100 G3 / EW112 G3 GB Lavalier Radio Microphone
7	Sennheiser EW100 / SK100 G4 GB Lavalier Radio Microphone

Companies are welcome to bring their own radio mic stock but must provide copies of licenses prior to fit up.

Please note that we do not provide headset microphones. Companies are welcome to bring their own or we can arrange to hire headset microphones for you. Please contact the Technical Office to discuss your requirements prior to your arrival.

Additional Audio / Microphone Stock	
Qty	Equipment
13	Shure SM58
15	Shure SM57
5	Shure Beta58
4	Shure Beta57
2	Shure Beta91a
1	Shure Beta52a
8	Shure PG81
3	Shure PG56
2	Rode M3
4	AKG C1000
1	AKG D90
2	AKG C214
4	AKG D40

Additional Audio / Microphone Stock	
Qty	Equipment
1	AKG D12 VR
1	AKG C451 B
9	BSS Audio AR-133 Active DI Box
1	ART Dual Direct Active DI Box
1	EMO Systems E535 8 Way DI Rack
2	Audio Technica – ES915 Gooseneck
2	T-Bone GM-5212 Gooseneck – With Base
4	Behringer Powerplay P1 – IEM system
1	DPA 4088 Directional Headset (Jack)
3	Klark Teknik – Square One Splitter
2	EM Acoustics AQ-10 (4ch Amp)
1	The T.Amp – TSA 4-1300 (4ch Amp)
1	Yamaha M7

Theatre - Stage Management & Communications

- 1 x GDS Custom Built Stage Management Desk is located in the DSL corner, with the following modules;
 - 2 Ring Communication Circuit (A & B) - Channel A linked into radio comms
 - 12 Channel Q-Light Master Station
 - Show Relay Speaker with Local & Global Mute Control
 - Dual Video monitors linked to Wide View IR and Tight View IR camera System
 - Venue Clock
 - Show Timer
- Comms & Patchable Q-Light points are strategically placed around the venue. Single & Dual Channel comms headsets are available on request.
- Stage management position also encompasses Safety Curtain Control, House Tab Control, Drencher Control, Cinema Screen Control, House Light Control & Working Light Control.

Theatre - Masking Stock

Qty	Cloth	Dimensions
2	House Tabs - Red	5500 x 7700
4	Cross Stage Curtains - ½ Tabs & Full Black	5500 x 7500
1	Straight Border - House Border	10000 x 2500
4	Straight Border	11000 x 2500
6	Legs	1500 x 6500
8	Legs - Lateral Masking	3000 x 5300
1	White Cyclorama	10000 x 8000
1	Black Gauze	10000 x

- Lateral masking is provided SL & SR by means of 4 x Lateral Masking Legs on walk along tracks mounted under the fly and op-fly floors.
- Red House tabs on a fixed speed motorised track are rigged just upstage of the setting line.
- 1 x House Border and all legs are permanently rigged on fixed bars and cannot be repositioned.
- 2 x Cross stage curtains are permanently rigged on a hand line track downstage of winch bar 5. These act as a mid-stage full black and cannot be moved. When open they act as mid stage legs.
- 2 x Cross stage curtains are permanently rigged on a hand line track upstage of winch bar 8. This acts as a full black and cannot be moved. When open it acts as a US pair of legs.
- All other masking may be moved by prior arrangement.
- Please note, the venue does not have any hard masking.
- Please note, the minimum drop length for cloth borders is 2.5m and 6.5m for cloth legs.

Theatre – Surround Sound Systems

Qty	Equipment
1	DataSAT AP-20 Digital Cinema Surround Sound Processor
1	Wyrestorm Scaler (patch for VGA, S-VIDEO, Composite, Component, HDMI & DVI)
1	Sony S790 Blu-ray Player

7.1 Cinema Surround Sound

Qty	Equipment
6	QSC SR-1020 Surround Loudspeaker
2	QSC SR-1030 Surround Loudspeaker
1	QSC CX-404 Power Amplifier

Speakers Arranged;

- 4 x SR-1020 Surround Left
- 4 x SR-1020 Surround Right
- 1 x SR-1030 Rear Left
- 1 x SR-1030 Surround Right
- When operating in 5.1 rear speakers take feed from surround channels.

Theatre - Fly Bar Layout

Bar #	Type	UDL Kgs	From Setting Line (mm)	Bar Length (mm)	Notes
1	H	40	739	10000	
2	W	500	1050	10000	LX 1
3	H	40	1490	10000	
4	H	40	3259	10000	
5	W	500	3540	10000	LX 2
6	H	40	4008	10000	
7	H	40	4290	10000	
8	W	500	4459	10000	LX 3
9	H	40	4907	10000	
10	H	40	5094	10000	
11	W	500	5320	10000	LX 4
12	H	40	5907	10000	
13	F	250	6915	10500	Mid Stage Tabs
14	H	40	6925	10000	
15	H	40	7086	10000	
17	W	500	7302	10000	LX 5
20	W	500	8192	10000	LX 6
21	H	40	8635	10000	
22	H	40	8804	10000	
23	W	500	9210	10000	LX7
24	H	40	9708	10000	
25	H	40	9893	10000	
26	H	40	10114	10000	
27	W	500	10285	10000	LX 8
28	F	250	10918	10500	Full Black

- We require at least 2 members of crew on the fly floor at any time when hemp bars are moving.
- Winch bars are operated by venue technicians with specific training. If a member of the show crew is required to operate winch bars, please contact us in advance and we can arrange training on the day of your visit.
- We do not recommend full height cloth flying DS of bar 5 due to grid height & sight lines, we also recommend bringing cloth clips.

Theatre - Ground Plan

LOAD
IN
LIFT

SAFETY CURTAIN

NTS
DO NOT SCALE FROM THIS DRAWING

25	H	
24	W	
23	H	
22	H	
21	H	
20	W	
19	H	
18	H	
17	W	
16	H	
15	H	
14	W	
13	H	
12	H	
11	H	
10	W	
9	H	
8	H	
7	W	
6	H	
5	H	
4	W	
3	H	
2	W	
1	H	

Studio - General Information

The Studio Stage is covered with Oil Tempered Hardboard. All set must be free-standing and where necessary weighted with stage weights (we have a limited number in stock). Floor cloths and cables must be taped with LeMark Matt ProGaff (black)

The studio benefits from a fixed truss grid, accessed by Genie Lift. This allows for on stage lighting positions and masking.

Access to FOH lighting is via a series of catwalks and gantries, lights can be double stacked on the catwalks due to 2 sets of rails.

Get in is via lift straight from Sharrock Street at the back of the building.

Length - 2.8m

Width - 1.1m

Height - 4m

Please note there is a tight corner to maneuver once out of the lift on stage level.

The studio is permanently rigged with a black wrap around covering the entire stage space.

Seating can be arranged in several configurations;

- Bleacher Seating
- Cabaret Style
- Standing

If the bleacher is away there is no in auditorium access between the control positions FOH and the stage.

The Studio Bar is to the Auditorium Left. Prior to performances and during the interval the bar may be open at the duty manager's discretion. Once the performance has begun the bar will stop serving, however the acoustic wall will remain open.

The auditorium can be accessed via 1 set of treads which are placed extreme SR. If you do not require these please let us know in advance and they will be removed.

Left and right PA speakers are ground stacked on stage, please take this into account when planning shows.

32a Single phase is available USR & USL.

32a Three Phase (TPNE) is available on the stage right lighting gantry.

63a Three Phase (TPNE) is available on the up-stage right wall.

Studio - Lighting Stock

Control & Dimming	
Qty	Fixture
1	ETC Ion Xe 2048 Channel Lighting Console with 10 x 20 Fader wing & Dual Touch Screens
2	DMX Buffer
72	Zero 88 2 Kw Chilli Dimmer Channels
24	Zero 88 3 Kw Chilli Non-Dimming Channels

Studio space operates 2 DMX universes. Access is via 5 pin DMX circuits located in the FOH control position.

Universe 1. Control of Dimmers, House Lights, and Independents.

Universe 2. This universe is used for House LED and intelligent lighting etc.

Lighting Fixtures		
Qty	Fixture	Power Draw
6	ETC Source 4WRD 15-32 Degree Zoom Profile	143w
4	ETC Source 4WRD 25 - 50 Degree Zoom Profile	143w
8	ADJ 18P Hex LED Par RGBAL+UV	216w
3	eLumen8 Virtuoso 2000 RGBAL Fresnel	220w
4	Showtec Phantom 50 LED Moving head Spot	227w
4	LEDJ Slimline 7Q5 RGBW	35w

All Fixtures are permanently rigged and come with colour frames, standard hook clamps and safety bonds. Floor Stands and booms are available on request. Any changes to the fixtures and rig need to be agreed in advance.

We stock a limited amount of various Lee & Rosco gel. Please contact us in advance of your arrival to confirm colour call requirements.

Various generic "B" size gobos are also in stock.

Studio - Sound Stock

Mixing & Playback	
Qty	Equipment
1	Behringer X-32 Digital Mixing Console
2	Behringer S16 16/8 Digital Stagebox
1	Apple Mac Mini with QLab5

Sound Reinforcement & DSP		
Qty	Equipment	Notes
2	Shermann Audio G12	Stage L & R
2	Funktion One – Preproduction prototype Subs	Stage Mono
2	Logic Systems Ethos B300 Sub (1000w)	Stage Mono
2	EM Acoustics EMS-51	Centre Fills
2	EM Acoustics MSE-121X	Stalls Fill L & R
2	EM Acoustics EMS-156	Circle L & R
2	K&F	Rear Fills*
1	Yamaha DME-24N Digital Signal Processor	
3	Martin LE-400 Monitor Wedge*+	
11	EM Acoustics M12 Monitor Wedge*+	

***NOT DSP CONTROLLED, please speak to the tech team to arrange use if required.**
+ Shared with Theatre Stock

- 32 sends are provided digitally via SD16 Stage boxes via CAT5e cable run between stage and FOH
- Up to 24 returns are provided digitally SD16 boxes via CAT5e cable run
- Alternatively, 24 stage sends are provided down 3 x VDM multicore points located in various points around the stage and at the FOH control position.
- Please note, we can only provide a maximum of eight (8) monitor mixes on stage. These come via an Amp rack on stage
- Company provided multicores must be at least 60M as the cable run is via the roof space.

Radio Mic System	
Qty	Equipment
2	Sennheiser EW 100 G3 Receivers (Channel 38 License)
2	Sennheiser ASA RF distribution with Omni-directional paddles
2	Sennheiser EW100 G3 / EW135 G3 GB Handheld Radio Microphone
2	Sennheiser EW100 G3 / EW112 G3 GB Lavalier Radio Microphone Body Pack

Companies are welcome to bring their own radio mic stock but must provide copies of licenses prior to fit up.

Please note that we do not provide headset microphones. Companies are welcome to bring their own or we can arrange to hire headset microphones for you. Please contact the Technical Office to discuss your requirements prior to your arrival.

Studio - Stage Management & Communications

1 x GDS Custom Built Stage Management is located in the USR corner, with the following modules;

- 2 Ring Communication Circuit (C & D) - Channel C linked into radio comms
- 12 Channel Q-Light Master Station
- Show Relay Global Mute Control
- Dual Video monitors linked to Standard and IR camera System
- Venue Clock
- Show Timer

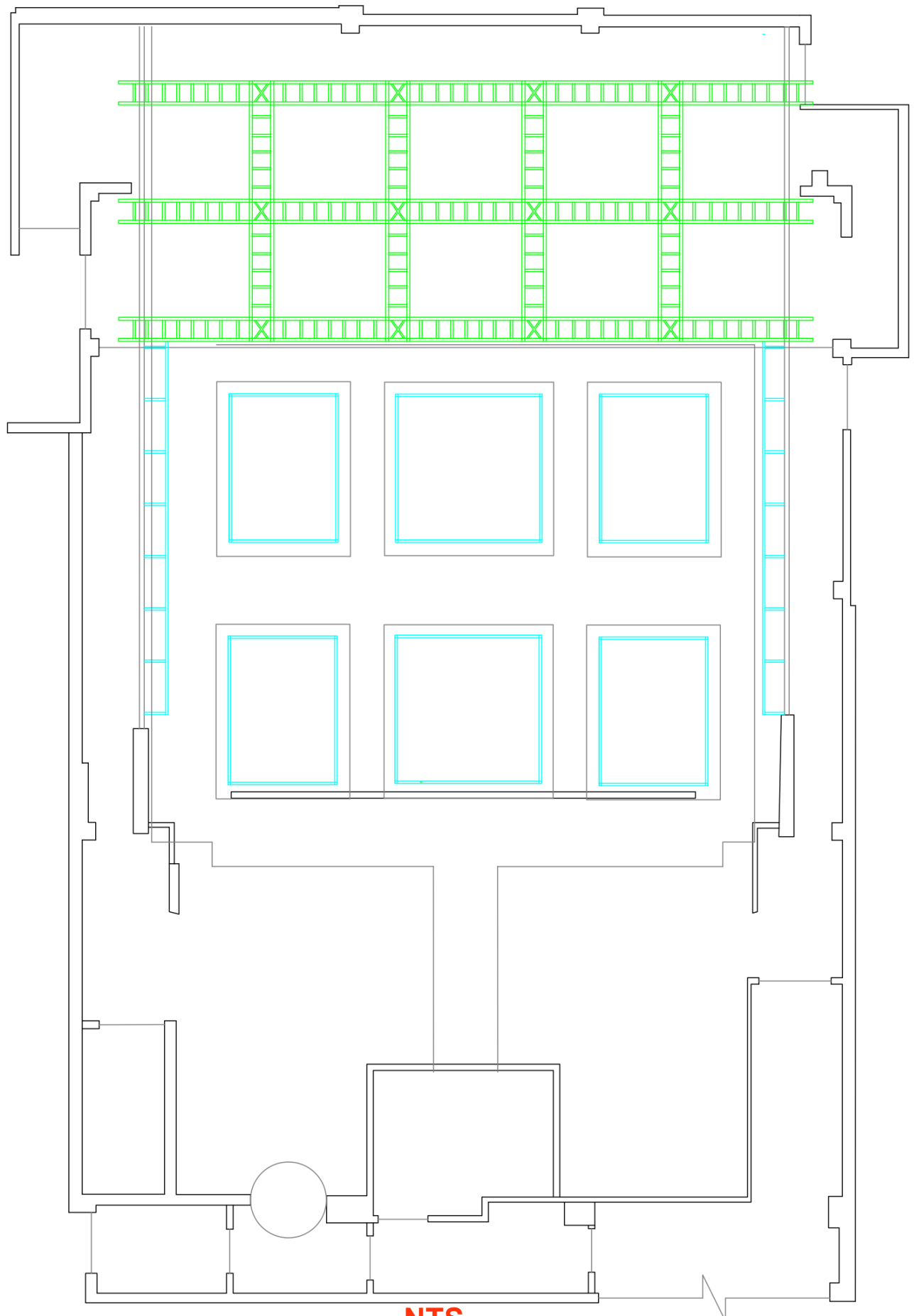
Comms & Patchable Q-Light points are strategically placed around the venue. Single & Dual Channel comms headsets are available on request.

Stage management position also encompasses House Tab Control, Cinema Screen Control, House Light Control & Working Light Control.

Studio - Masking Stock

Qty	Cloth	Dimensions
2	X - Stage Curtains	7000 x 5300
2	Legs	2000 x 5300
8	Legs - Wrap Around	3000 x 5300
1	Border - Truss Front	13300 x 600

- Wrap around masking is provided SL & SR by means of 8 x Lateral Masking Legs on walk along tracks mounted under the truss
- Black tabs on a variable speed motorised track are rigged just upstage of the setting line permanently.
- 1 x House Border & 2 x Legs are permanently rigged from the truss and cannot be moved.



NTS
DO NOT SCALE FROM THIS DRAWING

Floating Stock

Floating stock can be allocated to either venue. Please contact the Technical Office in advance to arrange stock bookings. Please note that Technical Specifications and Stage Plans for bands will be automatically allocated stock.

Microphone Stands	
Qty	Equipment
16	K&M Small Microphone Boom Stands
18	K&M Tall Microphone Boom Stands
4	Pulse round base straight Microphone Stand
2	K&M Tabletop Microphone Stands

Audio Equipment	
Qty	Equipment
13	Shure SM58
15	Shure SM57
5	Shure Beta58
4	Shure Beta57
2	Shure Beta91a
1	Shure Beta52a
8	Shure PG81
3	Shure PG56
2	Rode M3
4	AKG C1000
1	AKG D90
2	AKG C214
4	AKG D40
1	AKG D12 VR
1	AKG C451 B
9	BSS Audio AR-133 Active DI Box
1	ART Dual Direct Active DI Box
1	EMO Systems E535 8 Way DI Rack
2	Audio Technica – ES915 Gooseneck

Audio Equipment	
Qty	Equipment
2	T-Bone GM-5212 Gooseneck – With Base
1	DPA 4088 Directional Headset (Jack)
3	Klark Teknik – Square One Splitter
2	EM Acoustics AQ-10 (4ch Amp)
1	The T.Amp – TSA 4-1300 (4ch Amp)
1	Yamaha M7

Inputs & Cabling	
Qty	Equipment
6	VDM 8 Way Stage Box (M & F XLR)
~	Speakon 4 Core

- Please note we do not stock Jack cables so these must be provided by artists if being used for instruments.

Monitors	
Qty	Equipment
11	EM Acoustics M12
3	Martin Audio LE 400
4	Behringer Powerplay P1 IEM Personal monitoring packs

Rigging and Staging	
Qty	Equipment
8	Sico Deck Rostra 12" – 8'x'3 Handrailing is available
8	Sico Deck Rostra 18" – 8'x'3 Handrailing is available
8	Sico Deck Rostra 24" – 8'x'3 Handrailing is available
16	Triangular Truss 2m
4	Triangular Truss Box corner
4	Box Truss 2m
2	Box Truss 1m
32	EEE Curtain Rail 2m

Rigging and Staging	
Qty	Equipment
6	EEE Curtain Rail 1m

Visual / Misc	
Qty	Equipment
1	Blackmagic Design Vision mixing, record and broadcast Rack <ul style="list-style-type: none"> • ATEM 1 M/E Constellation HD • Hyperdeck Studio HD Pro • Web Presenter 4K
2	Blackmagic 4K Studio Camera w/ Tripod <ul style="list-style-type: none"> • 12mm Fixed Lens (1) • 45mm – 175mm Zoom Lens (1) • 100mm – 400mm Zoom Lens (1)
1	Epson WUXGA 5000I Projector and Flying frame
1	12' 16:9 Fast fold screen. Front and Rear Projection
1	8'x6' 4:3 Fast Fold screen. Front and Rear Projection

Other Production Requirements

Public Liability Insurance

All productions are required to have public liability insurance which must be submitted with a copy of the public liability declaration form before production can take place.

Photography and Filming During a Performance

The Atkinson reserves the right to ban any photography and video recording during any performance. It will be at the discretion of the duty manager and / or the venue Stage Manager to allow any photography and / or video recording of any kind, this will be discussed with the CSM / organiser prior to the performance.

For safeguarding and legal reasons in performances involving children The Atkinson withholds the right to ban any photography and video recording unless the performance is being professionally shot by a registered professional holding a current DBS (Disclosure Barring Service) certificate. The photographer must be named on any booking forms by the company and communicated to the venue prior to the performance taking place. Under no circumstances will photography or video recording be permitted by any member of the public at any time.

Children's Performance Licensing

Under the Children (Performances) Regulations 1968 any children in performance at The Atkinson must be covered by a license or body of persons exemption for both rehearsals and performances. A copy of the License must be submitted to The Atkinson fourteen days before arrival. Any young person without a license will not be allowed access to the backstage and stage areas.

Any person who fails to observe any condition to which a license is granted or knowingly or recklessly makes any false statement in or in connection with an application for a license is liable to a fine not exceeding level 3 on the standard scale (currently £1000) or imprisonment for a term not exceeding three months or both (section 40 of the Children and Young Persons Act 1963)

Animal Performance License

The visiting Hirer must supply a copy of the performance license for any animal taking part in their event. A copy of the agreed license must be given to The Atkinson before the event takes place. For further information visit [Animal Welfare licensing \(sefton.gov.uk\)](http://sefton.gov.uk)

Risk Assessments & CDM Regulations 2015

Risk assessments must be produced for all activities that form part of the production (for example, raised platforms).

The Atkinson holds risk assessments and safe operating procedures for day-to-day tasks undertaken by the crew (for example lighting rigging).

Where a set is to be constructed (including rigged and struck during a performance), the incoming company is responsible for producing the appropriate Construction Phase Plans, Risk Assessments and Method Statements. Please submit your CPP and RAMS documentation to the Atkinson Technical Department at least four weeks before the performance date. For further information on Construction Design & Management Regulations (2015) and how it applies to the entertainment industry, please follow the link below.

HSE CDM Website <http://www.hse.gov.uk/entertainment/cdm-2015/introduction.htm>

Smoking On Stage

The Atkinson permits smoking on stage; however, a full risk assessment & smoking plot must be provided upon arrival. A smoking plot should contain the following;

- Actor To Be Smoking
- Q-Page and Line for lighting cigarette
- Method of lighting cigarette
- Blocking whilst cigarette is lit
- Q-Page and Line for extinguishing cigarette
- Method of extinguishing cigarette (such as gel in ashtray)

Theatrical Smoke, Haze & Pyrotechnic Effects

The Atkinson allows all the above, however in the case of pyrotechnics please contact us in advance to discuss your requirements.

Please note that we do not allow Dry Ice & or Compressed Gas effects at any time. Low Fog is permitted in the form of standard smoke fluid run through a chiller unit (e.g., Jem Glaciator)

Rosin & Tap Shoes

The use of rosin, tap shoes or clogs is not allowed directly on The Atkinson's stage floors due to the extensive damage this causes. Any performance on stage that requires the use of rosin, tap shoes or clogs will require incoming companies to provide Marley dance floor to protect the stage. If any damage occurs from dancing on the stage, the cost to repair will be charged back to the incoming company at a minimum of £25 +VAT per hour plus the cost of materials.

Scenery & Set

All incoming scenery and set must be treated with a flame-retardant solution compliant with the following standards: -

BS476 parts 6 and 7, BS5867 part 2 1980, BS3119/3120, BS5852 and BS5665

Self-built set that does not have fire safety certificates or other proof of flame-retardant treatment will be subjected to a 10 second flame test by The Atkinson technicians prior to entering the building. Any set or scenery that fails the test will not be allowed to enter the building.

Backstage Accommodation

Dressing Rooms

The Atkinson has 10 dressing rooms available over 3 floors with the ability to hold a maximum of 97 persons at any one time. All dressing rooms are equipped with dressing tables, mirrors, mirror lights and sinks. Details of these can be found below;

Dressing Rooms			
Nr	Floor	Capacity	Notes
1	3	3	Lockable
2	3	5	Lockable
3	3	5	Lockable / Reserved for Studio
4	2	8	Lockable / Male Only
5	2	15	Ensemble
6	2	15	Ensemble
7	2	15	Ensemble
8	2	15	Ensemble
9	1	8	
10	1	8	Production Laundry

There are also male and female toilets on the First and Second Floors. The first-floor toilets also have shower facilities for performers.

All dressing rooms have audio show relay & BOH announcement speakers. Corridors and toilets are also equipped with BOH announcement speakers.

Accessibility

The stage level is fully accessible to performers and crew with impaired mobility. Dressing room 3 is also fully accessible and has an accessible ensuite wet room.

Please note, access to the stage from the First & Second floor levels is via stairs only.

Green Room

The green room is on the fourth floor and contains refreshment facilities and sofas.

Laundry Facilities

Washing and drying facilities are available in dressing room 10. Please see technical crew on the day for access.

Additional Charges

The Atkinson will provide a Stage Manager and Venue Electrician who will be responsible for the operation of the Lighting and Stage Management. The Atkinson will only provide additional technicians by prior agreement with the Production Company or Hirer, and these will be charged back to the Production Company or Hirer at the rates shown in the table below.

The Atkinson provides access to the in-house PA system (consisting of sound console, amplifiers, speakers, monitors, microphone stands and cabled microphones) and Lighting system (consisting of lighting console, lighting fixtures and cabling) to the Production Company or Hirer as part of the agreement. Other equipment required by the Production Company or Hirer may incur additional charges as show in the table below.

Description	Daily Rate	Weekly Rate	Notes
Additional Technician (min 4-hour call)	£27.50 + VAT per hour		Subject to contract and availability.
Follow spot Operator	£27.50 + VAT per hour		Subject to contract and availability.
Additional Hours (Outside of contract)	£170 + VAT per hour		Subject to contract
Radio Microphone (Handheld)	£30.00 + VAT per microphone	£90.00 + VAT per microphone	Subject to contract and availability.
Radio Microphone (Body Pack)	£30.00 + VAT per microphone	£90.00 + VAT per microphone	Subject to contract and availability.
QTX Hazer	£20.00 + VAT	£65 .00 + VAT	Subject to contract and availability.
Jem ZR422 Smoke Machine	£20.00 + VAT	£65 .00 + VAT	Subject to contract and availability.
Yamaha M7 CL Monitor Desk	£100.00 + VAT	£300.00 + VAT	Subject to contract and availability.
Yamaha LS9-32 Monitor Desk	£50.00 + VAT	£150.00 + VAT	Subject to contract and availability.
Steinway Concert Grand Piano (Theatre)	£128.00 + VAT	£385.00 + VAT	Subject to contract and availability.
Steinway Baby Grand Piano (Studio)	£128.00 + VAT	£385.00 + VAT	Subject to contract and availability.
Piano Tuning	£70.00 + VAT		Subject to contract and availability.
Lighting Pre-rig/Reset	£55.00 + VAT per Hour		Subject to contract and availability.
Projector (Epson WUXGA 5k) + 12' 16:9 Projection Screen	£135.00 + VAT	£410.00 + VAT	Subject to contract and availability.
EEE Tab Track 10m (Minimum)	£80.00 + VAT	£160 + VAT	Subject to contract and availability.
Truss per 2m	£4.30 + VAT	£8.60 + VAT	Subject to contract and availability.
Truss Three Way Corner Section	£4.30 + VAT	£8.60 + VAT	Subject to contract and availability.
Truss Baseplate	£4.30 + VAT	£8.60 + VAT	Subject to contract and availability.
Stage Deck	£27.00 + VAT	£80.00 + VAT	Subject to contract and availability.
Vision Mixer and 4K Cameras	CONTACT TECHNICAL OFFICE FOR QUOTE	CONTACT TECHNICAL OFFICE FOR QUOTE	Subject to contract and availability.

How To Find Us

By Road

From the South, take the M6 to exit 26; the M58 will take you to Ormskirk and then take the A570 to Southport.

From the North, follow the A59 from Preston (exit 31 from the M6) and then follow the signs to Southport.

Theatre Load in is from Lord Street, Studio Load in is from Sharrock Street (Off Eastbank Street)

Parking

There is no parking available at The Atkinson. On-road pay, and display parking is available in the immediate vicinity of the venue as well as several off-road car parks. On street parking is free after 6pm

For more detailed car parking information in Southport please visit sefton.gov.uk/parking

By Train

Northern Rail operates regular services to Southport from Manchester Airport, Manchester (Piccadilly, Oxford Road, and Victoria stations), Bolton and Wigan. Connecting services to / from the Northeast and Yorkshire are available at Manchester Piccadilly and from the North, Scotland and the South at Wigan.

Merseyrail operate fast and frequent services between Liverpool South Parkway (for Liverpool John Lennon Airport), Liverpool City Centre and Southport.

For further rail enquiries please visit the [National Rail website](http://www.nationalrail.co.uk).

What Three Words

The Atkinson Main entrance - [///allow.coffee.owners](https://www.what3words.com/allow.coffee.owners)

Lord Street Bollards [///skirt.vision.towers](https://www.what3words.com/skirt.vision.towers)

Theatre Get In - [///ruby.risky.shave](https://www.what3words.com/ruby.risky.shave)

Studio Get in - [///middle.relax.guides](https://www.what3words.com/middle.relax.guides)

Local Hire Companies

Moonlight Events

Unit 3, 27A Banastre Rd
Southport
PR8 5AW

Tel: 01704 331 201
www.moonlight-events.co.uk

Crystal Sound & Light

Unit 3, Kelvinside
Wallasey
Merseyside
CH44 7JY

Tel: 0151 345 9909
www.crystalsoundandlight.co.uk

MSP Global

MSP House, Bridle Way
Bootle
Merseyside
L30 4UA

Tel: 0344 811 0901
www.msp-av.co.uk

Adlib

Adlib House (Reception Entrance)
Kitling Road
Knowsley Business Park
Knowsley
L34 9JS

Tel: 0151 486 2214
www.adlib.co.uk

Liverpool Scenic Workshops

Mayflower Avenue
Liverpool
L24 9BA

Tel: 0151 486 5979
www.liverpoolscenicworkshops.co.uk